


Gi-J1900D26 规格说明书


VER:1.0



深圳市吉方科技有限公司

:
IBM VGA PS/2 IBM
Duron Athlon AMD
Microsoft MS-DOS Windows Microsoft Corp
AMI American Megatrends Inc

:
:
1
2



主板功能及引脚列表

NUM	LABEL	COMPONENTS	NUM	LABEL	COMPONENTS	
1	DC	DC 12V	24	12V_LPT		
2	HDMI		25	COM2	COM-6	
3	VGA		26	COM3		
4	LAN	*2	27	COM1		
5	USB	USB2.0 () USB3.0 ()	28	COM6		
6	FRONT_SPK1		29	COM4		
7	SPK		30	COM5		
8	F_AUDI O1		31	CPU_FAN	CPU	
9	F_USB4	USB	32	VGA_H	VGA	
10	F_USB3					
11	F_USB2					
12	F_USB1					
13	JP1		LVDS			
14	LVDS	LVDS				
15	INVERT	LVDS /				
16	F_PANEL	/ /				
17	HDD_PWR	Sata				
18	SATA	SATA				
19	FAN1					
20	bat					
21	J_LPT1					
22	J_GPIO	G-j pi o				
23	JPCOM3-JPCOM2					

针脚跳线定义

☆ SPK1 7

PIN		Function	PIN		Function
1		SPEK_L+	2		SPEK_L-
3		SPEK_R+	4		SPEK_R-

☆ F_AUDIO1: 8

定义		定义	
1	MIC-L	2	GND
3	MIC-R	4	PRESENCE#
5	LINEOUT-R	6	MIC SENSE
7	SENSE_SEND	8	
9	LINEOUT-L	10	LINEOUT SENSE

☆ F_usb:USB 9 10 11 12


PIN	定义	PIN	定义
1	+5V	2	+5V
3	USB1_Data-	4	USB2_Data-
5	USB1_Data+	6	USB2_Data+
7	GND	8	GND
9		10	GND_CHASSIS

☆ JP1:LVDS 13

Pin	定义
1-2	LVDS 3.3V ()
3-4	LVDS 5V
5-6	LVDS 12V

☆ LVDS:LVDS

14



PIN	定义	PIN	定义
1	VCC	2	VCC
3	VCC	4	GND
5	GND	6	GND
7	ADO0-	8	ADO0+
9	ADO1-	10	ADO1+
11	ADO2-	12	ADO2+
13	GND	14	GND
15	ACLK-	16	ACLK+

PIN	定义	PIN	定义
17	AD03-	18	AD03+
19	BDO0-	20	BDO0+
21	BDO1-	22	BDO1+
23	BDO2-	24	BDO2+
25	GND	26	GND
27	BCLK-	28	BCLK+
29	BDO3-	30	BDO3+

☆ INVERT INVERT

15


	PIN	Signal Name	PIN	Signal Name
	1	+12V	2	+12V
	3	ENABLE	4	PWM
	5	GND	6	GND

☆ F_PANEL1:

16

	PIN	定义	PIN	定义
	1	HDD_LED+	2	PWR_LED+
	3	HDD_LED-	4	GND
	5	GND	6	GND
	7	RESET	8	PWR_ON
	9	GND	10	

HDD_PWR:Sata **17**

	PIN	定义	PIN	定义
	1	+12V	2	GND
	3	GND	4	+5V

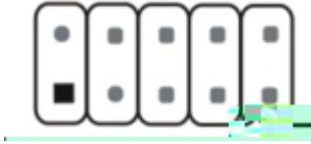
SYS_FAN: **19**

	Pin	定义
	1	GND
	2	P +5V
	3	

J_LPT1 **21**

☆ J_GPIO

22



PIN	定义	PIN	定义
1	GND	2	+5V
3	SIO_GP51	4	SIO_GP12
5	SIO_GP37	6	SIO_GP62
7	SIO_GP36	8	SIO_GP40
9	SIO_GP23	10	SIO_GP10

☆ JPCOM JPCOM

23



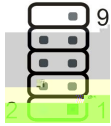
Pin	定义
1-2	5V
3-4	12V
5-6	Normal()

☆ 12V_LPT

24

Pin	定义
1	12V
2	12V
3	GND
4	GND

☆ COM COM1~6 25 26 27 28 29 30



PIN	定义	PIN	定义
1	DCD#	2	RXD
3	TXD	4	DTR#
5	GND	6	DSR#
7	RTS#	8	CTS#
9	RI#/()	10	NC

☆ CPU_FAN CPU 31

Pin	定义
1	GND
2	+12V
3	

☆ VGA_H VGA 32



PIN	定义	PIN	定义
1	GND	7	GREEN
2	VSYNC	8	GND
3	HSYNC	9	BLUE
4	GND	10	GND
5	RED	11	DDC-DATA
6	GND	12	DDC-CLK